

OneWaterSF How-to Guide

What is OneWaterSF?

OneWaterSF is a framework for how we approach our work at the SFPUC. OneWaterSF encourages us to collaborate and think holistically so that we can develop and implement projects, programs, and initiatives that maximize the efficient use of our resources. When we think about resources within the OneWaterSF framework, it includes not only water and energy resources, but also our financial resources, human resources, and community partnerships.

Why is OneWaterSF important to our work?

Applying the OneWaterSF framework to the work we do at the SFPUC helps us to more clearly recognize resource opportunities throughout our system. These opportunities can support optimization of our operations, help us match finite resources to the right use, and inspire us to build new partnerships and test innovative solutions. These types of outcomes allow us to meet the mission of the SFPUC and contribute to a more resilient and reliable future for the communities we serve, and the natural environment.

Who can participate in OneWaterSF?

Everyone at the SFPUC can participate in OneWaterSF. Collaborating with others at the SFPUC to foster creative thinking at all levels is the cornerstone of implementing OneWaterSF. Generating and sharing new ideas - big and small - is what OneWaterSF is all about.

How do I “do” OneWaterSF?

To help you apply the OneWaterSF framework to your work, we have developed this OneWaterSF How-to Guide. The Guide identifies four general areas of consideration and prompts to help you apply OneWaterSF to your work. The Guide is designed to be flexible: depending on the type of work you do, different aspects of it will be more or less applicable to your project, program, or role within the SFPUC. Whichever portions of the Guide are most useful, we do encourage you to start with collaboration. Collaborating and brainstorming as a team is one of the most effective ways to identify creative and innovative ways to solve problems and manage our resources.

Identifying opportunities in key areas helps advance OneWaterSF



Team up and collaborate
to generate creative ideas



Look beyond the obvious
to create multiple benefits



Think outside the box
to find innovative solutions



Spread the word
and engage with the community

How do I “do” OneWaterSF?

Team up and collaborate to generate creative ideas

Talk to colleagues with diverse expertise and perspectives to generate new ideas or approaches for your project or program. Collaboration is one of the most important elements of applying the OneWaterSF approach.

Look beyond the obvious to create multiple benefits


Amplify the impact of your project or program by identifying multiple benefits. Discover efficiencies and better use our resources by designing holistically across systems and operations.


Think outside the box to find innovative solutions


Leverage innovation and new technologies to change the way we address resource management, create efficiencies in our business practices, and provide better service.


Spread the word to engage with the community


Foster a sense of stewardship and individual awareness about each person's role in protecting our finite resources. Build innovation within our future workforce through partnerships with schools and non-profits.

Below are some prompts  that can help you jump start the application of OneWaterSF approaches to your work. Reach out to the OneWaterSF Working Group at onewatersf@sfgov.org to get additional ideas and support!

 **Identify people that you don't normally talk to and set up time to brainstorm about your project or program.** Consider people in different SFPUC divisions and people outside of the SFPUC. Start the discussion by seeing how the [OneWaterSF Guiding Principles](#) may apply to your work.

 **Consider how your project or program could create efficiencies.** This could be ideas to increase the efficient use of water, wastewater, or energy; or it could be efficient use of financial or workforce resources. Look for ways to be more efficient with existing resources or recover used resources in order to maximize their benefit.

 **Think about how a changing future could impact your project or program.** Identify future drivers of change and key uncertainties (such as regulatory drivers, climate change, population growth, or technological advances) and think about ways your project could adapt to those future conditions.

 **Identify synergies with nearby projects or programs to see if your work can be expanded to support multiple objectives.** Look for existing or potential overlapping objectives between nearby projects and consider forming partnerships that would expand beneficial outcomes. Identify aspects of your work that can provide opportunities for community engagement, educational outreach, or support workforce development.